

My Own Traditions Ornament



Materials:



- Paper
- Scissors
- Ruler
- Coloured pencils or markers
- Gluestick or tape



1. Cut the piece of paper in half either by measuring or folding to find the middle. Make sure you hold it horizontally before measuring and cutting



2. Now on each piece of paper, draw out your own family traditions. These can be winter traditions, Christmas traditions, Hanukah traditions, Kwanza traditions, or any other holiday your family celebrates at any time in the year.




3. Now fold each paper like a fan. Fold the edge about 1 cm up. Flip the page over and fold it again. Repeat this until each paper is folded.



4. Join both pieces together at the bottom and either tape or glue together as the bottom and along the seam.



5. Tape or glue a piece of string to the back of the fan so it can hang on a Christmas tree or anywhere in your house



DIEFENBAKER
CANADA CENTRE
Exhibits • Education • Outreach